

**Product:** **Wire Stripper & cutter Tool**

**Images:** for more images -  
[view product page on our site](#)

**SKU:** HP-STRIP

**Description:** 2 in 1 electrical cable wire stripper & cutter Tool :

For striping wires – Place the cable at the blade and press the handle untile the striping is completed, then remove the jacket cable that's left.  
For cutting wires – Place the cable at the blade opening and press the handle.

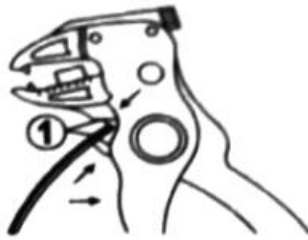
**Specifications:** Ergonomic design for profetional use  
Adjustable peeling tension  
Stripper range 0.2mm – 6mm  
Suitable for insulating jacket cable cover of different thicknesses  
Stripper & cutter without damaging the copper core



## Wire Stripper & cutter Tool

### HP-STRIP

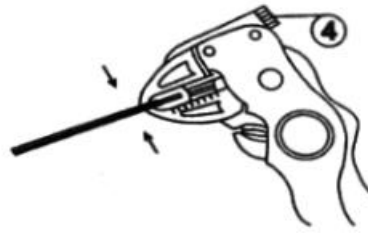
#### Instructions for use:



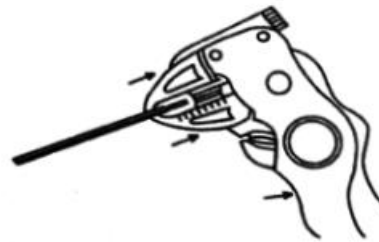
1. Place cable between cutter blades (1) and close handles fully.



2. Clamp prepared cable between front blades (2) for the length to be stripped.



3. Press on handles: cable is locked by external jaws while the insulation is lightly cut without damaging the conductor(s). For cables with particular soft or very hard sheath change blade pressure using the adjustment (4).



4. The complete closing of the handles operates a sliding action of the blades that removes the insulation.



5. Very soft or slippery cables should be clamped as indicated.